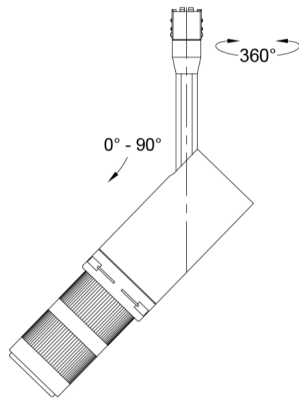


## The Yashar™ Family

The Yashar™ Family Framing Projector is engineered to concentrate light into a focused area, using advanced optical technology to direct it exactly where it's needed. These lights are especially effective in creating striking light and effects, making them an essential tool for designers aiming to achieve powerful visual impact.



PROJECT:

TYPE:

SPECIFIER:



DATE:

### Key Points (YSLH-SCFP)

#### Housing

- Track accent head for use in Yashar™ Low Voltage Track
- For use with A.A.G Stucchi surface and recessed track
- Finishes: Standard White or Black
- Accepts Accessories (filters, GoBo, etc)
- Track mounted with integral drivers in track adaptor fitting
- Durable die-cast aluminum craftsmanship

#### Source / Optics

- 360° horizontal rotation & 90° vertical aiming
- Precise, high definition built-in zoomable and shapeable projection IP20
- Beam Range 20°-35°
- 10W Output
- 2700K, 3000K, 3500K, 4000K
- 90+ CRI, 60+ R9 Standard
-   Supports CA Title 24 part 6 Requirements to JA8

#### Driver And Control

- Phase, 0-10V or DALI-2 protocol. DALI-2 control enables individual control of each fixture.

Ordering Codes

PROJECT:



SPECIFIER:

DATE:

TYPE:

QUANTITY:

Ordering Code Example: YSLH-SCFP-C9-27-15-TD1-AM01-91L/97L

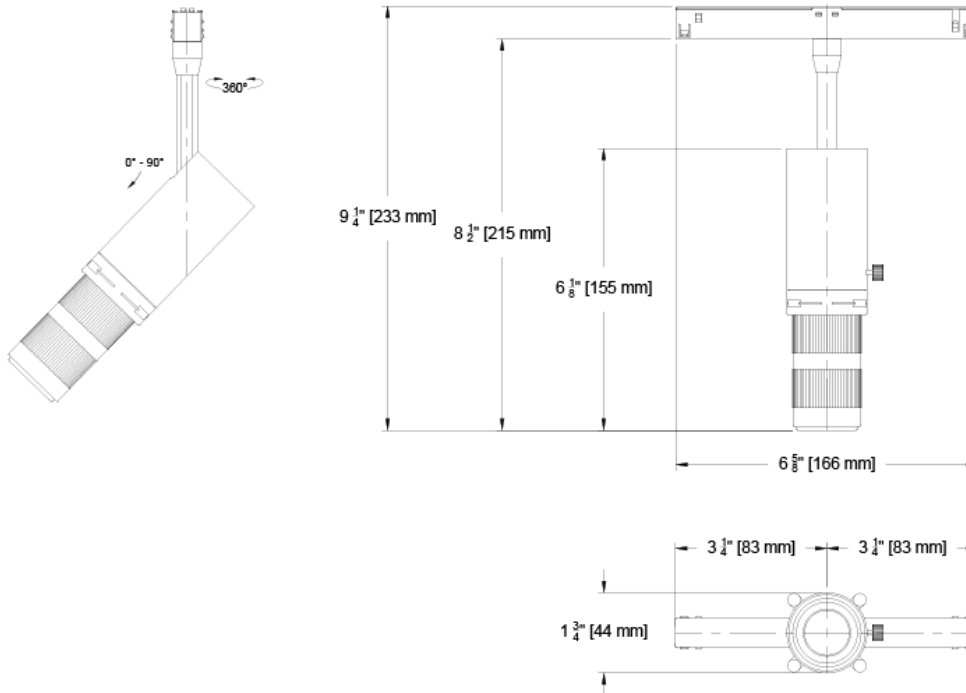
FIXTURE	SOURCE / WATTS	CCT	BEAM	DRIVER / CONTROL	HEAD FINISH
YSLH-SCFP					
Yashar™ Low Voltage Framing Projector Track Head	10 10W 90+CRI, 60+R9 10 Watt  ●● Supports CA Title 24 part 6 compliance to JA8 requirements  *Based on 30° Beam	27 2700K  30 3000K  35 3500K  40 4000K	20-35 Range	TD1 0-10V 2.0%, (48-277V) linear  TD2 DALI-2 1.0%, (48-277V) linear  TD3 ELV/Triac 5.0%, (120-120V) linear	B Black Paint   W White Paint^ 

## Dimensions

### Yashar Low Voltage Framing Projector

10W Track Mount

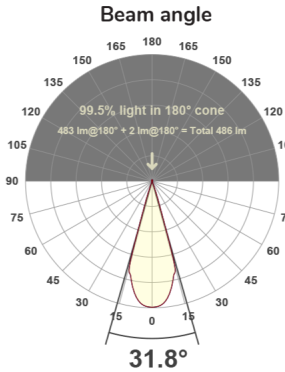
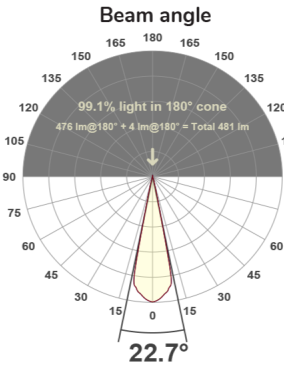
(YSLH-SCFP-)



Photometric Table

All data below is based from goniometer measurement of production representative product. All lumen values can vary +/- 10% from LED manufacturer rated nominal flux.  
Values subject to change without notice.

10 Watt	YSMH-SCFP Beamspreads	Narrow °					Wide °						
		Delivered Lumens (lm)	Lumens/ Watt	Peak CD	CRI	R9	10% Field	Delivered Lumens (lm)	Lumens/ Watt	Peak CD	CRI	R9	10% Field
	10W	476	43	3892	92	73	27°	483	44	2162	92	73	37°



10W

All Measurements are delivered lumens based on 3000K unless otherwise noted below.  
All data below is based from goniometer measurement of production representative product. All lumen values can vary +/- 10% from LED manufacturer rated nominal flux.  
Values subject to change without notice.

